



Patchwords

October 2018

President's Letter

Dear Quilters,

Workday Wednesday will become a twofer. We will be working on Christmas stockings and sellable projects for the boutique. We want to have items you can't be without. Linda Aspinwall, Mary Oliver, and Beverly Pierzchala will be talking to us about ideas, patterns and things to make. Sarah Hutton showed us how to make screen zipper bags and Linda Kelley is an expert already. I have to say it was fun.

I am excited about the Retreat, Thanksgiving and our wonderful Christmas Party. To make the Retreat great the Seaside Stitchers are working diligently to have everything go smoothly. The theme is Stars and Stripes. The dates are November 2nd, 3rd and 4th. Please

don't forget to call Jane

Dunn with food, accommodations and any other questions regarding the retreat. The Thanksgiving Dinner will be November 17th. Doors will open at 11am we plan to eat at 11:30.

Meat, turkey, ham and gravy, will be provided by the Guild. Don't forget your Mistake this is the program. Everyone needs to proudly show off your errors.

Christmas Party is coming up December 1st. I can't tell you about but it is spectacular!!!

We have Beginner Classes for October filled and on track to start October 15th. Loretta Akerlind is the instructor, please call her with any questions.

Linda Kelley has all the quilts she needs for the next Wounded Warrior event but is collecting for the next event. Your participation has truly impressed us all, thank you.

Keep hydrated, safe and in stitches.

Nancy Davis, President

President's Challenge: Inspiration
What inspires you when you are making a quilt? A person, hero, fabric, color, pattern, idea, memory or something else. Enter & Tell us.

Upcoming Events

- Nov. 2-4 Fall Retreat
- Nov. 7th Board Meeting
- Nov. 17th Thanksgiving Potluck
- Dec. 1- Christmas Luncheon
- Dec. 12-Sit n Stitch
- Dec.15-Deadline for Quilt Show Registration forms
- Feb. 8-9, 2019 -Quilt Show
- May 18, 2019 Annual Joint Meeting

September Attendance

- **Sept. 19th**
• 70 members
• 2 new members
- **Sept. 20th**
• -25 members
• -1 new member

SABQG General Meeting September 19, 2018

President Nancy Davis called the meeting to order at 9:30 am. She welcomed members and led the Pledge of Allegiance. Nancy requested that all members addressing the audience please use the microphone. This will help ensure that all members hear the information clearly.

Nancy thanked all Board members who have been working so hard on this year's activities. **Hospitality** -Alana Yuratich thanked the members for the refreshments. She said the "Sit and Stitch" and the membership meeting for October will be hosted by the Sisterhood. Alana will be presenting a sign up list for each bee to provide refreshments at the following meetings.

Membership - Linda Kelley reported that there were 66 members, 1 new member and 1 guest present. **Sunshine**

and Shadows - Nadine Vining led the singing of the birthday song and passed out fat quarters to members in celebration of their special days.

Librarian - Kathy Krausnick thanked members for their participation at the yard sale. \$100 was donated to the Guild. Committee Reports: **Bee Keeper** - Edyth Brown had no report.

Community Service - Shelia Herb discussed the work that has been done for Sim's, Catholic

Sunshine and Shadows



Please
contact me when a
member has an illness,
loss or just something
to celebrate.

Nadine Vining

Community



First of all, I would like to thank all of the volunteers who participate in Community Service. This month we met with Catholic Charities and Head Start. We delivered quilts, receiving blankets, bibs, and burp cloths. They were very appreciative. Head Start now has a program where they meet in the homes of new mothers and their newborns. Head Start provide quilts (our quilts) and layette items to approximately 45 new families at a time.

We also delivered catheter bags and walker bags to the Sims Veterans home.

Our next Workday Wednesday will be held on September 26th beginning at 9:00 am. Everyone is welcome! We will be working on Christmas stockings for those in the Meals on Wheels program whom do not have family close by for the holidays. We will also be collecting travel sized toiletries to help stuff the stockings at our October and November guild meetings. Great news: Community Service Workday Wednesday hours have been extended! We will now be open from 9:00 am to 3:00 pm for those who would like to sew longer.

October 24th we will work on baby quilts and continue working on Christmas stockings.

We hope to see you!

Sincerely,



Nancy Davis & Sheila Herb

Charities and Head Start. The next gathering will be September 26th and members will work on Christmas Stockings for Meals on Wheels.

Extended hours that day will be 9:00 to 3:00.

Education – Sue Elliott reported that beginning quilting class is sold out with four people on a waiting list. Loretta Akerlind, presented the quilt top that is being taught. Jo-Ellen Rogers will be teaching binding at the October membership meeting. Sue Elliott spoke about a wool pressing mat she recommended.

Programs – Carol Penrod asked members to contact her about UFO's as there will be a prize for most completed.

Events – Betty Marler thanked members for their cards and phone calls in recent weeks. She said the Thanksgiving luncheon will be November 17th, ham, turkey and gravy will be provided everything else will be potluck.

Members are encouraged to bring a “mistake” to share. The Christmas party will be December 1st. It will be at the church and will be catered.

Members are encouraged to bring Christmas card to the October meeting. A postmaster will deliver them at the Christmas luncheon.


EWords – Connie Bernard had no report. **Historian** – Joann Dunn had no report.

Newsletter – Carolyn Pic reported that the deadline this month is September 20th due to her vacation schedule. **Parliamentarian** – Carolyn Pic had no report. **Publicity** – Karen Radcliff had no report. **Quilt Show** – Jo-Ellen Rogers and Beverly Pierzchala presented the opportunity quilt “Vintage Memories”, which was pieced by the Monday group, appliquéd by Alana Yuratich and quilted by Jo-Ellen. Pictures were taken. Members were given their ticket books to sell. Jo-Ellen reported that all vendor stalls have been sold. Linda Aspinwall presented a variety of ideas for the boutique. **Quilt Retreat** – Jane Dunn addressed the retreat scheduled for November 2nd through November 4th. Only a few spots are still available and she encouraged members to register as soon as possible to ensure being included.

Show and Tell – A wide variety of quilts were displayed and enjoyed by all.

Program - Jo-Ellen Rogers and Beverly Pierzchala detailed the judging criteria for next year's Quilt Show. The handout, “What Do Judges Want?” is attached. President Nancy Davis adjourned the meeting at 10:44 am.

Respectfully submitted,
Kiki Roman, Secretar



Library

“French Braid Quilts”

by Jane Hardy Miller with Arlene Netten

French Braid Quilts are a variation of the log cabin block with cornerstones. It is constructed by two-sided log cabins strips with a cornerstone between them.

Fabric selection should be about 10 to 12 fabric shades that graduate from light to dark. These quilts are easy to construct.

There are 14 projects with instructions are in this book.

Check this book out at the library cart.

Thanks,

Kathy Krausnick

Historian

WE ARE MAKING HISTORY

Remember to take pictures each time you attend a quilt guild event and email them to

JoAnn Dunn

QUILT SHOW

The days move on and we get closer to Quilt Show time. All our plans and preparations are going well. At the September meeting all members received their packet of Opportunity Quilt tickets. Please sell these tickets to show your support of the Quilt Show. Members also got to see our Opportunity Quilt up close and personal. It's a beauty. We thank Alana Yuratich for her dedication in making us a pretty quilt. Her Monday group helped with the piecing and Alana did all the applique! Jo-Ellen Rogers' quilting topped off a beautiful quilt. Some lucky person is going to be able to snuggle peacefully under this quilt. And it only takes one ticket!

We also need your support in making items for our Boutique and Silent Auction. Linda Aspinwall is the chairman of the Boutique and she's looking for some eye catching items from you. Marsha Michel and Sue Gulkis are recruiting members to donate items for our Silent Auction. We have many talented ladies within the Guild. Surely you can find something to make or donate.



St. Andrew Bay Quilters' Guild Presents
Quilt Show 2019 "Quilts From the Heart"
February 8th and 9th, 2019 9:00am-4:00pm
Holley Academic Center
Florida State University Campus
4750 Collegiate Drive Panama City, FL 32405

The ribbon committee, headed up by Sarah Hutton, is busily completing the show ribbons. They are a labor of love. We could easily purchase manufactured ribbons, but we choose to make our own special ribbons. So get your quilting fingers moving and set your goal to win a ribbon. They are special.

We have many categories for entries into the show and contest. We look forward to seeing what you are presenting this year. There is a place for everybody to enter a quilt. Don't have negative thoughts and think you're not ready to put a quilt into the show. Just try it.

You'll be very pleased when you see your quilt hanging in the show. And if you have never entered a quilt, there is a First Entry category just for you.

As we stated during our program, "What do Judges Want?", what the judge looks for is the quality of the workmanship. Do what you do well. The judge doesn't know you. So she has no preconceived notions about you. All she has is the quilt before her. She has fresh eyes looking at your quilt. And she will give you positive critiques, telling you what you did well and where you could improve. Happy quilting,

Beverly and Jo-Ellen

****DEADLINE FOR SHOW FORMS DECEMBER 15****



Reminder: October and

November is our Holiday

Food drive, bring any non perishable food items to the next meeting and they will be donated to Catholic Charities. We hope this will help those who are less fortunate to enjoy their Holiday Meals.

Thank you

Jo-Ellen Rogers

Education

October meeting info:

-A mini-workshop on binding will be taught by Jo-Ellen Rogers in October. It will be immediately following the day meeting and at 6:00pm for the evening meeting.

-On Thursday, October 18, Maxine Thomas, art quilter from Ohio, will be giving a lecture on art quilts. She will have an exhibit "See Through Threads of Time" at the Center for the Arts in Panama City from October 12 - November 17.

Barbara Black is coming back!

On Friday, April 5, 2019 she will be teaching "Antique Rose" Star. Learn to cut shapes out quickly, and hand piece simple units. Machine piece for faster assembly--the EASY way to make Y-Seams will amaze. See new variations too. Class fee is \$35 and required template set will be \$15-20. The class is all day.

On Saturday, April 6 she will be teaching "Five Easy Pieces."

Replicate this circa 1875 quilt with your choice of reproduction or contemporary fabrics. Learn several ways to make flying geese, design your quilt with careful color placement or randomly. Make it easy or more challenging, your choice. Improve your piecing while making a great quilt. Class fee is \$35.00. The class is all day. FiveEasyPieces Pieces of the Past



Class registrations will begin at the October meeting. Payment is due at the time of registration

Thanks, Sue Elliott

Fall Retreat

It's not too late to sign up for the quilt retreat. We have lots of fun activities, prizes, education, fellowship plus you can get a lot of sewing done and enjoy your get-away at the beach! I need your registration by Oct 15 to give Laguna Beach Retreat our final count for rooms and food.

We will have fabric available for a "make-it-take it" project we have planned for those who want to participate but if you have coordinating fabric you really like and want to bring it, it takes 2 fat quarters.

Call me with any questions -

Jane Dunn

For Sale
Left handed
Ginger scissors
\$28
contact Janet Bell

*****November/December newsletter deadline October 23rd*****

**October 10th -
Wednesday Boutique
Workday
9:30am**

Dear quilters,

The Boutique will be looking for these items. Here is a List:

1. Pincushions
2. Hand made Christmas Ornaments
3. Bags - of any kind
4. scrunchies(?)
5. Wall hangings
6. Tables toppers
7. Pot holder
8. Books and Magazines
9. Orphan Blocks
10. UFO Projects(You know in your heart you will not finish)
11. Handmade Toys

Thanks,

Linda Aspinwall

Quilt Show Boutique Chairman

**Grace Presbyterian Church Youth
Group Yard Sale Oct 5-6th.**

All donations will be accepted at the church. Large items can be picked up by calling the church office. Items may be left, at any time, in the open storage bin pod located behind the church.

Hospitality



Sit n Stitch

(1st Wed. of the month)

hosted by:

Jo-Ellen Rogers

Please come join your friends for a morning of fun and sharing.

General meeting

(3rd Wed. of the month)

Hosted by:

The Sisiterhood

We still need a host for November

Sit n Stitch

Thank you 

Alana Yuratich

Welcome New Members

Georganne Stephens



Sally Rosales

Kelly Thomas

October Calendar

Oct. 3rd

Sit'n Stitch

Jo-Ellen Rogers

9:30 am

Oct. 10th

Board Meeting

9:30am

Boutique Workday

9:30am

Oct. 17th

General meeting

9am Social

9:30 Program-

"Machine Quilting"-

Nadine Vining

Mini workshop

"Binding:-Jo-Ellen Rogers

Hostesses: Sisterhood

Oct. 18th

Night General Meeting

6:30 pm Social

7pm Program

"Machine Quilting"-

Nadine Vining

Mini workshop

"Binding:-Jo-Ellen Rogers

Oct. 24th

Workday Wednesday

9am

2018-19 Board Members

President- Nancy Davis

1st V.P.- Carol Penrod

2nd V.P.-Laurie Dasinger

Secretary-Kiki Roman

Treasurer-Lisa Yarbrough

Standing Committees

Beekeeper

Edyth Brown

Community

Sheila Herb

Education

Sue Elliott

Ewords

Connie Bernhard

Historian

Joann Dunn

Hospitality

Alana Yuratich

Library

Kathy Krausnick

Membership

Linda Kelley

Parliamentarian

Carolyn Pic

Patchwords

Carolyn Pic

Publicity

Karen Radcliff

Quilt Show

Beverly Pierzchala

Jo-Ellen Rogers

Sunshine

Nadine Vining

Website


Tracy Bell

Special Committees

Telephone tree Sherry Goldman

Fall Retreat Seaside Stitcher

Christmas Luncheon-Events Committee



Corrections in new Yearbook/Directory

Becky Kock

Add to new Yearbook

Gaye Ryon

Event Announcement?

Something to sell?

Have a tip to share?

Favorite website?

Youtube video?

Send it to me but try to keep it short,
and I'll get it in the newsletter.

Carolyn Pic



Fantastic Fibers Show

The Joe Center for the Arts

201 Reid Ave.

Port St. Joe, FL 32456

October 12th through November 9th

Join us for the Opening Cocktail Party on the 12th from 6:00 till 8:00 eastern time

Fiber artists of all skill levels will display their work at The Joe, local and national artists will be represented. We will offer classes and workshops for all ages.

If you would like to enter your fiber art or if you would like more information go to:

info@thejoecenter.org or contact Judy Scott at judycarlyn77@aol.com.

Come join in the fun!

Just a reminder about Ricky Tim's Luminarium that is coming up Feb 2-3, 2019 in Fort Walton Beach. Early bird registration ends December 19, 2018

<https://www.rickytimes.com/quilt-luminarium/about-quilt-luminarium>

Fool's Gold Mystery Quilt: Scrap Buster #8 WEEK 2

Presented by *Quilter's World* and author Susan Mallery.

All fabrics donated from Hoffman of California.

Machine Quilting by Masterpiece Quilting.

WEEK 2 INSTRUCTIONS

Note: Use a 1/4" seam allowance and stitch right sides together for all construction unless otherwise instructed. It is important to keep same units and pieces together. We suggest using sandwich bags. Be sure to label each bag with the unit or piece reference name.

- Stitch a C triangle to both short ends of an A rectangle (Figure 1). Press seams toward C. Repeat to make 18 A-C units.

Make 18




Figure 1

- Stitch D to right short end and E to left short end of a B rectangle (Figure 2). Press seams away from B. Repeat to make 18 B-D-E units.

Make 18

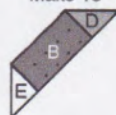


Figure 2

- Stitch a C triangle to the top of a B-D-E unit referring to Figure 3. Press seam toward C. Repeat to make 18 B Corner Units.

B Corner Unit
Make 18

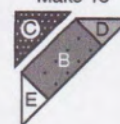


Figure 3