



Patchword

August 2019



President's Letter

I am very happy to see all of us getting back to some normalcy. We have some exciting plans going on with Lisa's block exchanges, and the thangles exchange with JoEllen. We also have UFO projects to finish with cash prizes to the winners!! Thanks Nadine Vining!

Thank you "Hummingbirds" for the great brunch, and again thank you Carolyn Pic for the help you have given me and to my Vice Presidents. We have a great group of women (and man) in our guild. I am so proud to be a part of this group.

I am very thankful to all my committees for all the good work they are doing. Thank you Mary Molinari for the wonderful class Saturday July 24th. We sure did have fun. Thank you Betty Marler for all your work completing the pictorial directory. It looks great!

If anyone has any good ideas of things to do for our guild, please text or call me anytime.

Thank you and be safe,

Carol Penrod
President

In Memoriam



We lost member, Effie Maris on July 18th, her daughter is member Helen Russo and her granddaughters, Joy and Noel. You and your family are in our hearts and prayers, she was a real sweetheart and will be greatly missed.

August Calendar

August 1st

NEW!! Sit'n Stitch
Janice Roberts' house
7pm

August 7th

NEW!!! Sit'n Stitch
Karen Radcliff's house
9:30am

August 14th

Board Meeting 9:30am

August 15th

Night General Meeting
6:30 pm Social
7pm Yard Sale

August 21st

Day General meeting
9am Social
9:30

Yard Sale

Hostesses:

"Gad-Abouts"

August 28th

Workday Wednesday
9am

**No Boutique Workday
this month!**

July Attendance

July 17th

62 members

July 18th

24 members

Guild Website SABQG.org

SABQG General Meeting Minutes, 07-17-2019

The meeting was called to order by President Carol Penrod at 9:30 am and she led the membership in the Pledge of Allegiance. **Treasurer**- No Report. **Hospitality** - The "Hummingbirds" were thanked for providing the refreshments for the meeting. Next month, the "Gad-Abouts" will provide the refreshments. They may need some help. The August Sit & Stitch will be at Karen Radcliff's house. **Events** - Betty Marler let the members know that the Thanksgiving meeting will be catered with the meat and gravy. Members will bring dishes to pass. The Christmas party will be on Saturday, December 7th. The directory was passed out at the July meeting. **Sunshine** - Nadine Vining read the July birthday list and distributed the fat quarters while the membership sang "Happy Birthday". **Librarian** - No Report. **Beekeeper** - Edyth Brown asked all bees to update their membership lists. **Community Service** - Workday Wednesday will be on July 24th. We will be working on baby quilts. **Programs** - Sheila Herb has all the programs scheduled for next year. The list will be in the July newsletter and the 2019 - 2020 Directory **Education** - Mary Molinari's class will be on July 20th, from 9:00 - 3:00. The cost per student is \$11.00 which is for pattern and shipping. Carolyn Pic has the sign - up sheets.

Upcoming Events

- Fall Retreat Nov. 1-3
- Thanksgiving Potluck
Nov. 20th(day)
Nov. 21st(night)
- Christmas Lunch Dec 7
- Quilt Show
Feb. 14-15th, 2020
- Joint Meeting/
Installation of Officers
May 16, 2020,



Sit'n Stitch is Back

August 1st
7pm

Janice Roberts' house



August 7th
9:30am

Karen Radcliff's house

Newsletter - Carolyn Pic reported the deadline for the July newsletter is July 23rd. **Quilt Show** - Beverly Pierzchala said the 2020 Quilt Show will be on February 14 and 15. The theme is Salute to the Military. Jo-Ellen Rogers is working with the vendors. Linda Aspinwall said the Monday work day, July 29th. The following Committee Chairs are: Tickets - Carolyn Pic, Linda Aspinwall - Boutique, Alana Yuratich - Hospitality, Program - Nadine Vining, Publicity - Kathy Krausnick, Volunteers - Betty Marler, Silent Auction - Marsha Michel, Turn In - Carol Schulz. **Quilt Retreat** - Jane Dunn reported that the Fall Retreat will be November 1st - 3rd. It will be at Laguna Beach and the cost is \$150.00 for the weekend. The theme is Stars and Stripes. **Old Business** - Janet Bell informed the group that Pillow cases are extended until the August meeting. There was an appeal for members to give money to purchase pillows to go with the pillowcases. Lori Day moved that the Board approve the purchase of pillows to be donated for the Pillowcase Challenge. Doreen Norbut seconded. Motion carried. Block Swap - Lisa Yarbrough and Carolyn Pic collected the completer "Block Swap" blocks from the members. Thangles - Jo-Ellen Rogers took the names of people who were interested in doing the Thangles swap. She also passed out papers to use to make

the Thangles. The swap will be for the next 6 months. **New Business** - Nadine Vining is heading the UFO member lists. There will be cash prizes which will be presented at the May 2020 meeting. **Program** - Linda Kelley gave an interesting talk about color and how she uses color in her quilts. She talked about finding a focal fabric which you just love and find other fabrics that complement the focal fabric. She had examples of this both using the focal fabric in the quilt as well as just using the complementing fabrics and use the focal fabric for the borders. Linda said that she relies on her own experiences to pick colors and everyone has their own ideas of what colors go together. **Show and Tell** - of member's quilts were enjoyed by all. The meeting was adjourned at 10:50.

Respectfully submitted

Kathy Krausnick, Secretary.

Community Service



Wanted: We are currently seeking a volunteer to lead the Community Services Committee. If you have any questions or interest, please contact either Carol Penrod or Sheila Herb

Community Service is still meeting on the 4th Wednesday of the month. Our next Community Service Workday will be held on Wednesday, **August 28th, 2019** from 9:00 am to 2:00 pm. Please feel free to join us.

Everyone is welcome.

We will be working on catheter and walker bags for the Sims Veterans Home.



Hope you can make it!

With gratitude and best wishes,

Sheila Herb

New Email Address:

Karen Radcliff

UFO Challenge



Just a reminder to get your UFO list turned in to Nadine Vining. Get sewing and knock those pesky things out. There is \$100 in prizes for the top 3 finishers by the May Joint meeting. You can hand me your list or email



Nadine Vining

HOSPITALITY:

August means that the "dog days of summer" have arrived! But what better way to spend a hot day is at a gathering of SIT 'N STITCH!



Karen Radiff, has graciously offered to host at her home this month.

Please mark your calendar for the first Wednesday of August at 9:30!

Refreshments for our monthly meeting will be provided by The GAD-ABOUTS! Those girls sound like they are really on the move!!!! 🤔

Alana Yuratich

2019-20 Board Members

President-Carol Penrod
1st V.P. -Sheila Herb
2nd V.P.- Laurie Dasinger
Secretary-Kathy Krausnick
Night Secretary-
Treasurer-Lisa Yarbrough

Standing Committees

Beekeeper	Edyth Brown
Community	Vacant
Education	Vacant
Events	Betty Marler
Ewords	Mary Oliver
Historian	Joann Dunn
Hospitality	Alana Yuratich
Library	Toy Bosley
Membership	Linda Kelley
Parliamentarian	Carolyn Pic
Patchwords	Carolyn Pic
Publicity	Karen Radcliff
Quilt Show	Beverly Pierzchala
	Jo-Ellen Rogers
Sunshine	Nadine Vining
Website	Tracy Bell

Special Committees

Telephone tree Sherry Goldman

August Guild Yard Sale Info.



- bring your treasures priced and ready to sell (a small donation to the guild is appreciated)
 - Guild table will accept donations with all proceeds going to the guild
 - after the sale please take your unsold items
- Thanks,
Happy Treasure hunting



Guild Christmas Luncheon
Saturday Dec. 7th,

Theme is "The Quilter that Stitched Christmas"
plans are in the works, so mark your calendar
look for more info in the near future.

Cost is \$5.

Events Committee

The theme for August
is "Sports", so remember to wear
your favorite sports team apparel.



"Go Team"



Something New

You may have noticed something new at the last program meetings, we are attempting to keep an archive of the quilts shown for "Show and Tell". Alana has purchased the cards and written on several the instructions for Name, Date and Something about your show n Tell.

These will be collected and saved and then at the end of the calendar year for the guild,we can look back at how many. Maybe even give a prize to the one person who showed the most?????

Alana has a container and will collect and store them in the closet at the church.

It will be fun to see how many we show.

Keep on Sewing



Note from the Opportunity Quilt Show Chairman:

I continue to accept ticket sales and stubs, I also have extra tickets available to sell, as well. The ticket stubs I have collected so far are safe and secure. I also have records available of those who have paid and/or returned ticket stubs. If your's are lost, let me know and I can give you replacements.

I still have tickets that I have yet to distribute and will bring them to the meetings.




Questions email or call

Carolyn Pic

***** Newsletter Deadline is August 23rd*****

Thank you Linda Kelley

Thank you Mary Molinari





Support our Local Small Business Shops

Welcome Back to guild member "Jim's Vacuum and Sewing", they have reopened and celebrated their grand opening last month.

"Quilting by the Bay", also a guild member, has been open for several months, we now have more choices, support our local small business shops.

Scrapbook Pictures



Bi-monthly Block Swap



Congratulations to Rhea Jenkins
the first winner of our bi-monthly swap.

She has chosen "Brasstown Star" from the Quilters' Cache website, it is free for our use.

Bring 2 completed blocks to the **September** meeting. Come join in the fun!!!

<http://quilterscache.com/B/BrasstownStarBlock.html>

How it works

Rhea has provided a block pattern for the block swap in **September**. Everyone who would like to make a block brings two to the **September** meeting. "Suzy Q" wins the drawing for one set of blocks and then she would submit a 12" quilt block pattern in **October** for the next round of block swap.

Blocks submitted will include day and night participants and the lucky winner will be drawn at the **night** meeting. Get sewing and join the fun!




Lisa Yarbrough

Second Block is the "Brasstown Star" from Quilters Cache. Rhea suggests light tan or white for color #3

** Note the website www.quilterscache.com for your future block ideas, patterns are free for our guild's use.**

❖ BRASSTOWN STAR ❖

This makes a 12" block!



Please abide by the _____
_____ :o)

** Preparing the Pieces and Sewing the Block **



Start by cutting your Color 3 4-1/2" x 18" strip into four 4-1/2" squares....



Next, cut your Color 1 4-1/2" x 18" strip into four 4-1/2" squares...



Then cut your Color 3 and Color 2 2-1/2" x 20" into eight 2-1/2" squares each...now...



Place a Color 3 small square lined up with the upper left corner of a Color 1 4-1/2" square, right sides together...


Lightly draw the diagonal line in the direction shown above on the back of the small square, and sew ON this diagonal line...trim off excess seam allowance. press remainder towards the center. Then sew on a Color 2 small square in the same way, to the opposing corner, also pressing seam allowance towards the center...Then sew a Color 3 square to the bottom left corner, pressing this time towards the outer triangle, and lastly sew a Color 2 square to the remaining corner, pressing towards the outer triangle again...



Then piece the block in the following order...row one equals a Color 3 large square, plus a Color 1 unit...and then another Color 3 square....row two equals a Color 1 unit...the extra Color 2 large square, and another Color 1 unit...row three equals a Color 3 square...a Color 1 unit...and a Color 3 square... :o) and THAT'S IT!! Congratulations!!

...on to [Page 2!](#)

Brasstown Star - Page 2



Happy Quilting!!

Marcia :o)

_____ [Linda's!](#) [Jen's!](#)

_____ [Francine's!](#) [Annie's!](#)

** Supplies List **



1 Color

Color 1 needs: one 4-1/2" x 18" strip



2 Color

Color 2 needs: one 2-1/2" x 20" strip AND one 4-1/2" square



3 Color

Color 3 needs: one 2-1/2" x 20" strip AND one 4-1/2" x 18" strip

_____ or _____

© Sept1999 Marcia Hohn

Traditional Block

[http://
www.quilterscache.com](http://www.quilterscache.com)