



Patchwords

July 2025

President's Message

Hi Dear Members,

July is upon us and that tells us many things.....

First: 2025 is now half over and where does the time go with so much to do?!! Our new board and chairs have jumped right in with plans for the new year in our guild! They are so motivated and excited to represent all of you. So much to do but many hands make light work!

Second: As the saying goes..."made in America" is very important these days. Despite any political motivations, I hope all of you can embrace that statement to start your submissions for our Quilt Show! Also, the Silent Auction and Boutique are looking for some wonderful creations that are "made in your sewing room," in America!!!

Third: HAPPY BIRTHDAY, AMERICA!!! At 249 years old, you are still a wonderful place to call home. So, this month of July, while you are busy with the Grands, company, vacationing, celebrating the fourth, and sewing, stop a moment and be grateful for our home, our home of the free. God bless America! God bless all of you!

Alana 🇺🇸❤️🇺🇸

July 2nd

"Sew"cial

9:30 am Bell Hall

July 9th

Board Meeting 9:30 am
Room 202

July 10th Night Meeting

6:30 pm Social 7:00 Program
Bell Hall

July 12th Applique Class

Gaye Ryon - Bell Hall

July 16th Day Meeting

9:00 am Social 9:30 Program
Bell Hall

July 23rd

Workday Wednesday
9:00 am Bell Hall

August 6th

"Sew"cial

9:30 am Bell Hall

August 13th

Board Meeting 9:30 am
Room 202

August 14th Night Mtg

6:30 pm Social 7:00 Program
Bell Hall

August 20th Day Meeting

9:00 am Social 9:30 Program
Bell Hall

August 27th

Workday Wednesday
9:00 am Bell Hall

Night Meeting

The night group's challenge for July is "Christmas in July". Anything Christmas!

Also, we will be collecting school supplies at the July and August meetings.

You received your Quilt Soup jars and the finished project is due at the September meeting to be returned to original guild member.

If anyone needs copies of the History Block patterns, please let me know and I will give you the web site or email you a copy.

Thank you - stay cool during these hot days.

Jo Wilbur

St. Andrew Bay Quilters' Guild 2025-26. Elected Officers

President

Alana Yuratich

Vice President.

Dianne Daigle

Second Vice President

Jo Wilbur

Treasurer

Sandy Austill

Secretary

Carolyn Finlayson

Meeting minutes can be found
at:

<https://sabqg.org/newsletter/>

Hospitality

The Thread Catchers and the Piece and Love bees will provide the refreshments at the July meeting of the Guild.

In August we look forward to the refreshments from the Busy Bees.


I would like to thank the Humming Bees and the Happy Scrappers for their delicious spread at the June meeting as well as all who helped and encouraged me at the beginning of this venture.

Lois Stanek



Quilt Show - Block Party

Members, start your block for display at the quilt show where visitors vote for their favorite block. If yours is selected, you will get all the blocks AND a ribbon! Blocks can be machine pieced, hand pieced or hand appliquéd. No machine embroidery allowed. The theme is Birds and/or Butterflies. Blocks must be an 8 1/2" unfinished square on white background. Attach your name on the back and return completed block in a zip lock bag to Karen McQueen by February 4, 2026.



Membership

Reminder - Annual Memberships are due and are \$25.00.

Go to our website www.SABQG.org and choose Member Services in the upper right. You can write a check, pay cash at the meeting, or you can pay using a credit card online.

When the window opens that says one time payment, click on that link and select from these options on the right.

Order summary

Total

\$26.00 USD

Express checkout options

PayPal

A safer, easier way to pay

venmo

or pay with card

Debit or Credit Card

Then key in your card information and billing address, you do not have to fill out the membership section.

Current Membership 201 June attendance:

Day: 66 Members 4 guests

Night: 31 Members 1 guest

New Members:

Parker, Vickie

Roberts, Michelle

Duff, Tarryn

Please turn in any address, phone, name or e-mail changes as soon as possible to get them in the new directory.

Patty Holton

Send newsletter items
to:

no later than the 23rd of each month.

Community Services Current Needs



Sim's Twin Size Quilts	64" wide x 74" Long
Warrior Beach Retreat	Larger than 50" wide x 65" long
Women Shelter Twin Size	64" wide x 74" long
Elder & Disabled Lap Quilts	42" wide x 54" long
Childrens Quilts	42" wide x 54" long
Infant Receiving Blankets	42" wide x 42" long

Community Service


Thank you to the 18 quilters who attended last month's Workday Wednesday. Quilt labels were sewn, bibs and burp cloths cut and sewn, walker bags and receiving blankets were cut and kits assembled. The Tiny Stitchers Bee group also cut and assembled kits for swaddles, bassinet blankets and pad inserts. Thank you to others who worked at home and finished quilts, receiving blankets, pads, and walker bags.

June Donations - Lap quilts and tote bags were donated to Bay County Council on Aging; bibs and receiving blankets to Pregnancy Resource Center; walker bags and adult bibs to Mathison Assisted Living; and 12 dog beds made and donated by Bill Valle to Heartland Rescue.

The next Workday Wednesday will be July 23rd in Bell Hall from 9:00 am to 11:00 am.

Thanks again for participating and making it possible for the Guild to donate to our community!

From your Community Service Team, Aly Tuttle, Gerry Hollis, Trudy Heath



Retreat



Guild Fall Quilting Retreat - November 7-9th

Quilters - Sign-up to attend our Guild's Fall Retreat. We still have a few overnight slots left for only \$195. This includes 2-nights lodging (double-occupancy), 5 meals and 2.5 days of sewing fun with friends.

Bring some projects and leave your cares at home for a fun-filled weekend!

Contact Lisa Trawick for a sign-up form.

We are so fortunate to have an amazing library of over 760 books covering so many quilting patterns and techniques. Explore what is available for you to check out at:

www.librarycat.org/lib/SABQGLIBRARY



SUNSHINE & SHADOWS

Please contact me when a member has an illness, loss or just something to celebrate
Text Linda Tew

or e-mail

ABC block challenge

Karen McQueen 1st
Phyllis Baker 2nd
Alana Yuratich 3rd
(Judy from Stitcher's Quest holding Phyllis' entry)



Events



July- 4th of July fun:

Wear your patriotic attire

Trunk Show- with your Patriotic Quilts.....let's make show.

August- Yard Sale (table Sale)

Clean out your sewing rooms...more to follow...



Quilt Show

Guidelines, Categories and Registration form attached. Please read carefully, there are changes (these items will be on the Guild Web site soon, copies at the meeting on the entry table).

Boutique - it's time to get ready for making those wonderful items for folks to buy.

Baskets - Requesting that our Bees contribute Baskets again this year- (remember the challenge...who will get the trophy this year!

Silent Auction - don't forget this is a great place for you to donate an item for sale.

Opportunity Quilt - Coming Soon!

Block Party - Karen Mcqueen will be heading this up this year....She will have all the information in ewords, at the meetings and of course in the Newsletter.

More To follow.....

Dianne



SABQG Use Only

Special Handling _____

SABQG Registration Form Quilt Show
February 13 & 14, 2026

Please Print

Name of quilt Maker _____

Phone _____ E-mail _____

Name of Quilt Entry _____

Size: Width _____ Length _____ Width plus length _____

Are these measurements Estimated _____ or Actual _____?

Contest Category: _____

Quilted by: _____

Please check all that apply to this entry:

Hand quilted _____ Hand applique _____ Machine applique _____ Hand Embroidery _____

Description/Quilt Story: Be sure to give credit to the pattern designer if you are using a pattern that has been registered or copyrighted. **Original Design/Pattern** _____ **Kit** _____

Entry of quilt acknowledges that Saint Andrew Bay Quilters' Guild will take every precaution to protect the entered quilt. But cannot be held responsible for acts of nature beyond their control.

Mail entry to: Dianne Daigle, 6725 De Len Dr, Panama City, FL 32404 or e-mail to Ladydirt55@aol.com. E-mail entries must be in PDF form (no screenshots please)

Entry Deadline: January 21, 2026

2026 Quilt Show Contest Categories

Large Size Quilt--Width plus length must equal or be greater than 140".

- A. Large Quilt made by **one** person, any technique (pieced/applique /mixed), hand or machine quilted.
- B. Large Quilt made by **two** people, any technique (pieced/applique/mixed), hand or machine quilted.

Group Quilt--

C. Any size quilt made by **three** or more people working on the construction or finishing of the quilt. This includes block exchanges and bee quilts.

Medium/Small Quilts

D. Applique Quilt--Width plus length must be less than 140" with applique as the dominant feature of the quilt. It may be hand or machine appliqued; hand or machine quilted.

E. Small Pieced Quilt--Width plus length must be less than 80"; hand or machine quilted.

F. Medium Pieced Quilt by **One** Person--Width plus length must be equal or greater than 80", but less than 140". Hand or machine quilted with all work completed by **one** person.

G. Medium Pieced Quilt by **Two** persons--Width plus length must be equal or greater than 80" but less than 140". Hand or machine quilted with all work completed by **two** people.

Theme or Challenge Quilt:

H. Theme: Music: "When words fail music speaks!" Hans Christian Anderson. Measurements up to 75 inches per side.

Art/Innovative Quilt:

I: The quilt should be an original work of art. No published pattern may be used. Quilts may be made using any technique with fabric as the primary medium. May be hand or machine quilted.

Miniature Quilt:

J. Quilt may be pieced, appliqued or mixed, but must be a small version of a full-size quilt. Maximum block size is 4" and each side must be less than 24". Quilt completed by **one** person.

First Entry:

K. A member's first entry into a SABQG Show. Any technique is allowed and machine or hand quilted. **This will be the only entry into show for this year.**

Other:

L. Any project that doesn't contain three layers like a wool applique blanket or yo-yo quilt. Also includes machine embroidery projects, red work, Sashiko or whole cloth quilts.

*******A QUILT HAS A TOP, MIDDLE (BATTING) AND A BACKING WHICH ARE SEWN (QUILTED TOGETHER)**

SABQG 2026 QUILT SHOW

February 13th & 14th 2026

Guidelines/Registration

Annual Guild Quilt show:

- ❖ All quilts are made by members of the St. Andrew Bay Quilters' Guild: active SABQG members who have paid their due as of August 2025 are eligible to participate.
- ❖ The quilt show is a judged competition.

Guidelines

- Quilters may enter one quilt per category to be judged. All quilts must have been completed within the last five years and never entered into our guild show before.
- **THE QUILT SHOW COMMITTEE RESERVES THE RIGHT TO MOVE A QUILT FROM ONE CATEGORY TO ANOTHER IF THE COMMITTEE FEELS THE NEW CATEGORY IS MORE APPROPRIATE.**
- There will be **No Panel Quilts** allowed to enter the show.
- Theme/Challenge for 2026 – Music- *"When words fail, music speaks!" By Hans Christian Anderson.* Measurements up to 75 inches per side.
- First time Entry- is for members who have never entered a quilt in SABQG shows before. The judge will comment on the quilt, and it will receive a first entry ribbon.
- Judged categories are eligible for first, second, third and honorable mention ribbons. Additional awards for Best of Show, Hand Quilting Excellence, Machine Quilting Excellence, Judge's Choice and Bobbi's Award will be determined by the judge. Any quilt that has hand embroidery, hand applique, redwork or wool applique is eligible for the Bobbi Award.
- Two Person quilts will be awarded one ribbon for the maker and the quilter. The exception is "The Best of Show", if done by two people, will have two ribbons awarded.

Show Ready

- All entries must have a four-inch sleeve attached to the back of the quilt. Large quilts are wider than 96" need two openings to allow for hooks to help with sagging. Quilts wider than 50" and smaller than 96" need one slit for hooks. All sleeves must be **sewed in place. NO SAFETY PINS OR GLUE!**
- A secure label must be on the back of the quilt listing maker's name.
- **DO NOT USE PAPER LABELS.** The label must be loosely covered with a piece of fabric; it may be attached with a safety pin. **NO STRAIGHT PINS ARE ALLOWED.** Painter's tape may be used to cover the maker's name.
- Each quilt submitted to the show committee must be contained in its own fabric bag. **(No plastic bags)** The bag must be at least the size of a standard pillowcase and marked with quilters' name and phone number. If special handling is needed, put those instructions on the outside of the bag at the opening of the bag.
- Quilts are to be delivered to the quilt show committee:
 - Monday, February 9, 2026, between 9am and 1pm, at the Central Panhandle Fairgrounds, 2230 15th Street, Panama City, FL
 - Pick up time is after 5pm on Saturday February 14, 2026. If you cannot pick up your quilt, decide with the turn-in committee chair who will pick up your quilt.
- **Each quilt entered must have a registration form.** Forms are available on the website, at the meetings and in the newsletter.
- **DEADLINE for the registration form to be turned in is January 21, 2026, by 6pm.** Forms may be mailed to Dianne Daigle or emailed to her in PDF form (No jpeg files) or turn in at a guild meeting.
- **There will be no changes allowed on the registration form once it has been submitted.**
- **Quilt Definition:** a quilt must have a top, middle(batting) and backing sewn, **(NOT TIED)** together.

Dianne Daigle Information:

6725 De Len Drive, Panama City, FL 32404
850-866-5939


UFO Challenge 2025-2026


The UFO (unfinished objects) challenge is a great way to motivate yourself to finish your PHDs (projects half done). You will contribute \$1 for each UFO; you intend to finish using the 2025-2026 quilt guild year. Each time you finish a UFO, you will notify the UFO challenge keepers (Rebekah or Diane Wishart) which UFO you have finished, and your name will be entered into the drawing for the jackpot at the May 2026 meeting. For example, if you enter 10 UFO projects that you intend to finish, then you pay \$10 in the pot. If you finish 5 of those your name is entered in the drawing 5 times.


Rules for the challenge

1. A UFO is defined as an object that you have **ALREADY STARTED** but have not **FINISHED**. It does not include projects that you have not yet started. We are not the guild police, so this is on the honor system.
2. A UFO is not necessarily a quilt, but it should be customary for quilt guild. Examples are a set of placemats, tree skirts, fabric bags, a quilted garment, fabric bowls, jelly roll rugs, etc. Example that would not be included are paintings, jewelry, ceramics, etc. entries should be fabric focused.
3. UFOs become **FINISHED** when they are in their final form. For example, if a quilt is entered, it must be quilted, bound, and contain a label. Quilt tops "only" are not finished. If it does not meet the criteria, then please wait to declare it finished until it truly is finished. Other fabric items must simply be in their final form.
4. You must give a name to your UFO because you must be able to identify which project to mark off your list as finished. For example, I enter a quilt that I name "Three Bears" because it can identify it 6 months from now by that name even though the label reads "Bears on Parade".
5. The **DEADLINE** for UFO completed entry forms and monies is Wednesday, **July 15, 2025**. Your may turn in the forms and money any time before than deadline.
6. You must show the finished quilt or object to the UFO Challenge Keepers to receive credit for finishing it and make sure the correct item is marked off your list. This can be done in person or with photos of completed project.
7. The **DEADLINE** for turning in finished items s the ed of the year celebration **May 2026**
8. Prizes will be given at the May 2026 general meeting.

Prizes - New for this year's challenge

 The quilter that turns in the most completed UFOs will receive \$25. (\$25)

 1st name drawn will receive 75% of remaining funds. (\$206)

 2nd name drawn will receive 25% of remaining funds. (\$69)

Example for \$300 turned in is in parentheses.

Challenge Keepers: Diane Wishart Rebekah Wishart

UFO Challenge 2025-2026

			Amount Paid
Quilter's Name _____			
Email Address _____		Phone Number _____	
UFO Number	Name of UFO	Date Finished	
1			
2			
3			
4			
5			
6			
7			
8			
9			
10			
11			
12			
13			
14			
15			
16			
17			
18			
19			

SABQG Fall Retreat Sign-up

7-9 Nov 2025

Begins at 10am on Friday & ends at 10am on Sunday

The sewing room will open at 6am on Sat & Sun and closes when the last person leaves

Come join us at our Fall Retreat to take a break and spend a couple days focused on quilting, sewing, & fun with friends!

Location: Laguna Beach Christian Retreat-Gulfside - 20016 Front Beach Rd, Panama City Beach, FL

Cost	What's Included
\$195.00	2-nights accommodations, Table & Folding Chair for sewing, and 5 meals
\$60.00	Table & Folding Chair for sewing & 5 Meals (overnight) & 4 Meals (daytime - no Sunday Breakfast)
\$20.00	Linen Service (Optional)

Retreat Location: There is limited parking in front of the retreat with stairs and an elevator

Sewing Room: On the 2nd Floor - Each table will have a chair (although you can bring your favorite comfy one)

Cafeteria: On the 1st Floor - Meals have large portions and will be served cafeteria-style

Rooms: Gulf Front (2nd or 3rd floor) double-occupancy with full-size beds, kitchen, balcony, & bathroom

Linen Service (optional): Includes bedding (sheets, blanket, & 2 pillow), 2 towels, & 2 washcloths

Meals: Friday Dinner; Saturday Breakfast, Lunch, & Dinner; Sunday Breakfast (bring your own lunch on Friday)

What's New this Year:

Periodic demonstrations about a technique, tool, pattern, or something else you'd like to share

Opportunity to support our Community Service work by completing needed items

We'll vacuum at the end of the retreat, but everyone will need to clean their table off & pick up the floor

Sign-up for how you want to help at the Retreat - many hands make light work!


Swap Table - Bring anything you'd like to set out; Pick up what you would like to take; Remainder will be donated

What Do I need to Bring?

<input type="checkbox"/>	Wear a Fun Name Tag	<input type="checkbox"/>	Projects to work on
<input type="checkbox"/>	Your Favorite Snack to Share	<input type="checkbox"/>	Any special food for meals that you need
<input type="checkbox"/>	Projects to Work On	<input type="checkbox"/>	Lunch for Friday
<input type="checkbox"/>	Bedding/Towels (or pay for linen)	<input type="checkbox"/>	Fabric to Swap (more details before Retreat)
<input type="checkbox"/>	Comfy Chair or padding for chair	<input type="checkbox"/>	Come Ready for a Fun Weekend!



We may not be able to check into rooms until 3pm on Friday and need to check out on Sunday by 9am, but the sewing room is open longer

Night Meeting Show



Daytime Show and





**Gem
Class**

